


'Subject at a Glance' report

What can this report do for me?

This report provides summary information about one LearnJCU subject site, and comparative information against a group of other LearnJCU subject sites in the same College.




Interpreting and Using the Report

The report can be separated in two main sections: 1) The LearnJCU Subject Information section where the subject's activity is compared to the College average in several ways and 2) the Student Activity Summary section where the students enrolled in the subject is compared to the subject average.

Section 1.

First, The LearnJCU Subject Information section presents general information about the selected subject – Study Period, Mode, Faculty, College, Subject ID, Status and Number of students enrolled.

Within this section there are four line charts which compare the selected



Activity (Interactions): The average number of interactions per student for the study period compared to the college average. Many types of student actions can lead to an interaction being logged, such as accessing a subject item, submitting a discussion forum post, etc.

Activity (Submissions): The average number of Assignment, Blog, Discussion, Journal, Safe Assignment, Survey, and Test submissions per student for the study period in the selected LearnJCU subject site compared to the college average.

2. The % of Items Accessed per Student vs. College Avg. sub section displays measures of items accessed per student in the selected subject site compared to the college average. The definition for the different item measures is provided below.

Item Count (Assessment): The count of assessment items (e.g. tests, assignments, etc.) in the selected LearnJCU subject site compared to college average.

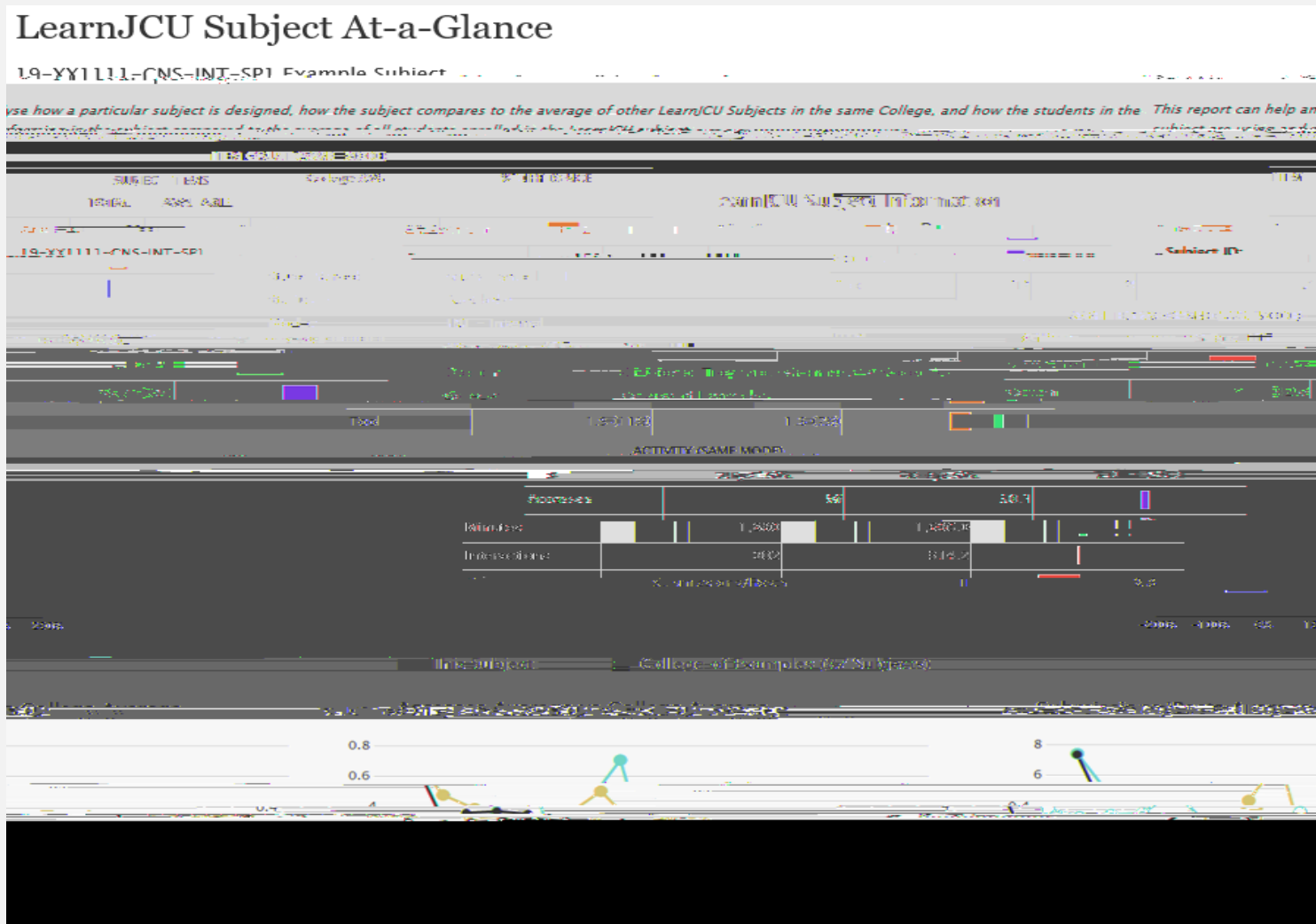
Item Count (Content): The count of content items (e.g. pages, documents, etc.) in the selected LearnJCU subject site compared to the college average.


Item Count (Tool): The count of tools (e.g. discussion forums, blogs, journals, etc.) in the selected LearnJCU subject site compared to the college average.

3. The Subject Item Count vs. College Avg sub section displays item measures for the selected LearnJCU subject site compared to other LearnJCU subject sites in the same college. The definition for the different item measures is provided below.

Item Count (Assessment): The count of assessment items (e.g. tests, assignments, etc.) in the selected LearnJCU subject site compared to college average.

Report Preview - Section 1





Report Preview -